

Topic 1

What English do I know?

1 Listen and read.  2

student



chair



desk



teacher

pencil



Language

Vocabulary

Numbers
People
Colors
Classroom Objects
Plurals

Grammar

We're students.
What is it?

✦ Point and say.



Skills

Reading

Identifying Characters
Finding Words You Know

Phonics

“a,” “k,” “m,” “p,” “t”
“d,” “e,” “n,” “o”

Listening

Listening for Words
You Know
Listening for Questions
and Answers

Speaking

Saying Hello and
Goodbye
Asking Questions

Writing

Using Capital
Letters

Project

Art: First English Words



Vocabulary

1 Listen and point.  3



four



one



two



three



five



six



seven



eight



nine



ten

Numbers

1-10

People

boy
girl
student
teacher

Plurals

1 boy → 2 boys

✦ Trace the words.

2 Listen and circle.  4

1 one teacher / teachers

2 three girl / girls

3 one boy / boys

4 four student / students

3 Count your classmates.





1 Listen and follow. 

✦ Circle these words in the comic.

he I she we you

2 Mark (✓) about you and a classmate.

Me	My Classmate	My Classmate and Me
I'm a girl. <input type="checkbox"/>	He's a boy. <input type="checkbox"/>	We're students. <input type="checkbox"/>
I'm a boy. <input type="checkbox"/>	She's a girl. <input type="checkbox"/>	

3 Point and say.

boy girl student teacher

You're a student.

She's a girl.

We're students.

I'm a teacher.

You're a student.

He's a boy.

She's a girl.

We're a class.

The Captain and Davy



“Hello. I’m the Captain. It’s nice to meet you!”



“Hi. I’m Davy. I’m a boy.”
“No, you’re a parrot!”



“Look! It’s our ship.”
“Compass!”



“Six boxes. Check! One, two, three bags. Check! And your mat. Check!”





“Goodbye, boys! Goodbye, girls!
Goodbye, parrots!”
“Let’s go!”

Identifying Characters

Characters are people or animals in a story.

1 Listen and follow. 6

2 Read the story. Mark (✓) the characters.



3 Find in the story. Point and count.

boys girls parrots

Phonics

1 Listen and repeat. 7

a k m p t

✦ Listen and point. 8

2 Listen and follow. 9

1 K-a-t → Ka-t → Kat

2 P-a-t → Pa-t → Pat

✦ Say the names.

3 Listen and repeat. 10



✦ Listen and point. 11

4 Listen and repeat. 12



✦ Listen and point. 13

5 Listen and point. 14

Kat Pam Pat map mat tap

1 Count and write.



students teacher(s)



boys girls teacher(s)



students teacher(s)



boys girls

✦ Listen and number. 15

2 Listen and draw. 16

1



3 Point and count.

Three girls!

2



Listening for Words You Know

Listen for numbers and people: **three boys, two girls, five students, one teacher.**

Speaking

1 Listen and mark (✓).  17

Goodbye! Hello! / Hi!



Goodbye! Hello! / Hi!



✦ Listen again and repeat.

Saying Hello and Goodbye

Hello! I'm Pam.

Hi! I'm Kat.

It's nice to meet you!

Goodbye, Kat!

Goodbye, Pam!

2 Listen and number.  18



Hi! I'm Carlo.



Hello! I'm Ana.

3 Write your name.

Hello! I'm It's nice to meet you!

✦ Introduce yourself to your classmates.

I'm Karla.
I'm a girl.
I'm six.
I'm a student.



1 Listen and follow. 19

✦ Circle the capital letters.

2 Write about you.

I'm

I'm a

I'm

I'm a

✦ Write and draw.

1 Copy the sentences onto paper.

2 Draw yourself.

3 Check your capital letters.

4 Share with your classmates.

Using Capital Letters

I'm Tim. I'm a boy.

Topic 1

What English do I know?

1 Make a list of English words.

2 Share your lists. Add more words.

Colors

blue
green
orange
purple
red
yellow

Classroom Objects

book
chair
desk
pen
pencil

Red. Orange. Yellow.

Green. Blue. Purple. (x 3)

Look! I see a rainbow!

What color is it?

(Red. Red.)

What color is it?

(Orange. Orange.)

What color is it?

(Yellow. Yellow.)

Let's sing all the colors.

1 Listen and point.  20

✦ Listen again and sing along.

2 Underline the color words in the song. Use the same colors.

3 Look and complete.



boo..... p.....ncile.....eskair

yellow

purple

red

green

blue

✦ Match the objects with the colors.

✦ Listen and check.  21

1 Look, read and circle.



What is it?

It's a **desk** / chair.

What color is it?

It's **orange** / green.



What are they?

They're **books** / pens.

What color are they?

They're **blue** / red.

What is it?

What **is it**?

It's a book.

What color **is it**?

It's red.

What **are they**?

They're pens.

What color **are they**?

They're red.

✦ Listen and check. 22

2 Read and draw.

What is it?

It's a pencil.

What color
is it?

It's yellow.

What are they?

They're pens.

What color
are they?

They're green.

ART CLASS



We're students. Art is fun!



They're models.
Look! It's a person. It's red.



It's a painting. It's a dinosaur.
It's green.



It's paper. It's a flower.
It's purple.



They're pencils.
Look at all the colors!



What is it? It's a taxi. It's yellow.
He's a boy. She's a girl.

1 Listen and follow. 23

✦ Read the text. Circle words you know.

2 Find and point.

a flower a model a pencil a student

3 Read again and match.

1 What color is the dinosaur?

a It's purple and yellow.

2 What color is the flower?

b It's red.

3 What color is the model person?

c It's green.

4 What color is the taxi?

d It's yellow.

4 Look and point.

Ask a classmate.

What is it?

What color is it?



Phonics

1 Listen and repeat. 🎧²⁴

d e n o

✦ Listen and point. 🎧²⁵

2 Listen and follow. 🎧²⁶

1 d-e-n → de-n → den



3 d-o-t → do-t → dot

2 n-e-t → ne-t → net

4 n-o-d → no-d → nod


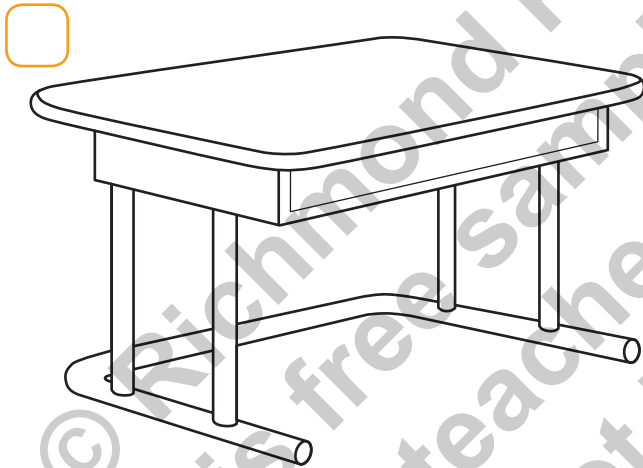
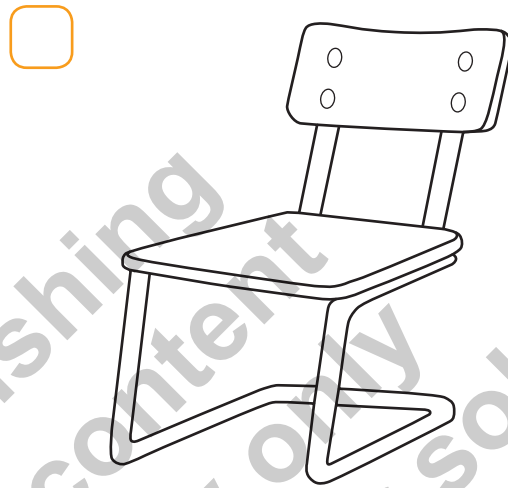
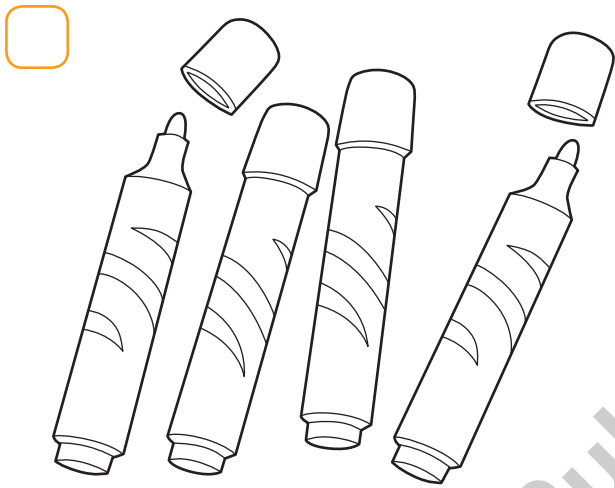
✦ Say the words.

3 Listen and repeat. 🎧²⁷



✦ Listen and point. 🎧²⁸

1 Listen and number. 29



✦ Listen again and color.

2 Listen and match. 30

1 What is it?

2 What color is it?

3 What are they?

4 What color are they?

a It's green.

b They're chairs.

c It's a desk.

d They're red.

3 Listen to your teacher.

Find objects in your classroom.

It's a book. It's yellow.

Listening for Questions and Answers

What is it?

It's a book.

What color are they?

They're purple.

Speaking



Asking Questions

Use the correct word order for a question.
What **is it**?
What **are they**?

1 Listen and point. 31

✦ Listen again and match.

- | | |
|------------------------|------------------|
| 1 What is it? | a It's orange. |
| 2 What color is it? | b They're red. |
| 3 What are they? | c It's a pencil. |
| 4 What color are they? | d They're books. |

2 Look and point. Ask a classmate.

1 Make art of an English word.

- 1 Choose an English word.
- 2 Make art for the word:
 - Draw or paint a picture.
 - Make a model.
 - Cut and glue paper.
- 3 Write the word.

2 Share your word with the class.

- 1 Show your art.
- 2 Say the word for your class.

First English Words

Choose an English word. Make a picture, a model or a collage.



Topic 1

What English do I know?

- 1 Add more English words to your list.
- 2 Name objects in your classroom.